

RECOMMENDATIONS FOR APPLICATION IN CROPS



Please read the section “Introduction the product Liquid Sunshine” found in the following section of this document for better understanding and use.

CROP: Lime

DOSAGE: Start with 3-4 Lts./Ha. every 10 o 12 days or mixed according to the fertilization plan already in place, and/or as the plant’s need develops.

- It is suggested to add zinc at 13% and boron at 4.5 %

Shortly before flowering increase to 5 Lts./Ha.

Once in bloom, increase to 10 Lts./Ha. which will reduce the abortion of flowers.

Once the fruit starts to appear and the flower falls, increase to 12 Lts./Ha. to help with the growth and filling of the fruit. This will also contribute to the Bx^o of the fruit.


(See below for mixing recommendations)

It is important to monitor the development through **foliar analysis**, since the plant will show greater vigor and growth, which would allow reducing the input of fertilizers and consequently lower the costs for this concept.






When herbicide is used, can be added as a potentiator; its **chelating effect**, iallows it to trap the product molecules and introduce them into the vascular system of the target weed, at a rate of 0.5 liters per 200 liters of water.

If the plant suffers a stress situation due to meteorological reasons, or due to a strong application of herbicide, transfer, diseases, etc. 2 to 3 liters per 200 liters can be applied **via foliar application** to reduce stress and return it to normal. It is advisable to assess the continuity of these applications for two to three weeks or until the plant comes out of the stress condition.

MIXING: When a **foliar application** is going to be performed, make sure to add  **first** to the container of the foliar mixture, which will enhance the chelating effect of the product.

Make sure that the mixture is well homogenized.

Of course, these doses and recommendations should be regulated based on:

-  First and foremost, the sensitivity of the responsible agronomist.
-  The result of the foliar and soil analyzes.
-  The economics of the crop.

✓ See below “INTRODUCTION TO THE PRODUCT”

PRODUCT INTRODUCTION

PROBIOTIC, CHELATING AND SOIL IMPROVING




DESCRIPTION.-

All plants need **essential amino acids** to carry out the biosynthesis of proteins and enzymes of proteic nature.

Amino acids are vital for the development of:


- ✦ Nucleic acids
- ✦ Hormones
- ✦ Coenzymes
- ✦ Nucleotides
- ✦ Cell wall polymers
- ✦ Molecules for vegetative and reproductive development.

An **outstanding** product in amino acid content is the **Soluble Fish Concentrate** as it provides nutritional elements, micronutrients and organic matter that favor the physical-chemical characteristics of the soil, acting as a probiotic that facilitates the assimilation of the nutrients that are applied to the crop. and as a chelating agent that traps fertilizer molecules and forces them to penetrate the root.

- ✦ Our organic fish soluble  is of very good quality due to the characteristics and high content of its amino acids as well as its physio-chemical elements (NPK 5.1.1).
- ✦ Since 2009 we have exported up to 4,000 tons; approximately 3 million liters per year, and we have never had a quality problem.
- ✦ Exports are directed to the organic agricultural markets and those of Home & Garden, which are more demanding in quality.
- ✦ Our success has been the uniformity in quality, the timely and reliable supply by annual contracts and the traceability with which each lot is handled as required by **OMRI**.
- ✦ It can be applied using irrigation tapes for single or multi-year use with a particle tolerance of 150 mesh.

- ✦ It is certified by **OMRI** and **USDA** and is authorized by the **NOP** (National Organic Program), therefore it is as safe as any other product.
- ✦ It comes from fresh sardines and tuna whose transformation process guarantees its innocuousness, unlike products from worms, blood, guano, poultry manure, etc.
- ✦ It is **100% organic**, and in its manufacturing no other element is added, except the necessary sulfuric acid to stabilize it at PH 4 - 4.5 and at levels that prevent the development of bacteria such as Salmonella and E. Coli.
- ✦ The production is separated by lot and the traceability of the raw material, its transport and transformation process is documented through bromatological and bacteriological laboratory analyses.
- ✦ **Banducci México** is willing to provide **free of charge** the product that is required to carry out field tests or comparisons with other similar products, documenting each test with an application log and results in the development of the crop. We are willing to hire temporary personnel to do this work.
- ✦ Periodically we analyze heavy metals and physical chemicals. We can contemplate the possibility of sending laboratory analyzes that the client requires, on our own or jointly depending on the case.







BENEFITS OF  **ON PLANTS**

- ✦ **The plant saves energy** that is used for other essential functions
- ✦ Its microelements increase the weight, quality and flavor as Bx^º of the fruits obtaining a better performance.
- ✦ Increases the cell permeability, absorption and transfer of nutrients.
- ✦ Levels the metabolism of plants.
- ✦ It is quickly assimilated either by foliar or by root application, so its effect is immediate.
- ✦ Delays the aging of the plant.
- ✦ Promotes the production of phytohormones, and tryptophans as a precursor of IAA.
- ✦ Total benefit to the 4 parts of the plant: root, stem, foliage and fruit.
- ✦ Reduces the PH of irrigation water by up to 1 point.
- ✦ It does not volatilize or leach, so it remains in the ground for up to 7 weeks.
- ✦ Applying  the nitrogen is used in its entirety, so the costs can be reduced.
- ✦ Beneficial microorganisms in the soil multiply exponentially.
- ✦ Contains all essential vitamins except "C".
- ✦ It is a chelating agent when applied foliarly.

APPLICATIONS














should be applied **mainly and more intensely** at the beginning of the periods where the plant requires more of its energy, such as:

-  The rooting.
-  Before flowering.
-  Before setting.
-  During fattening
-  After the harvest.
-  In fruit trees, from the beginning of the regrowths.




is a perfect solution to be applied **by foliar spray** when the plant presents a stress situation due to:

- | | |
|---|---|
|  Transplants. |  Stress from heavy applications of insecticides or fungicides. |
|  Hydric stress. |  Phytotoxicity due to phytosanitary treatments. |
|  Trimming or pruning |  Pest and disease attacks. |
|  Transportation. |  Heat and/or cold strokes, frosts and droughts. |
|  Root suffocation. |  Wind or hail damage. |

In these cases,  should be added to the container of the mix **as the first ingredient** to take advantage of its **chelating effect** and help trap product molecules for faster absorption in **foliar applications**.

WARNINGS

For optimization and safety in the use of  the "INSTRUCTIONS FOR USE", "PRECAUTIONS AND WARNINGS", "EMERGENCY PROCEDURES", "ENVIRONMENTAL PROTECTION MEASURES", "STORING CONDITIONS" indicated on the label must be followed. Please also read the "TERMS OF THE WARRANTY"